



Reydel Automotive Supplier Portal Access Guide

Obtain an ID, Establish a Password and Login

- **Accessing Reydel Automotive Supplier Portal**
- **Login Process**
- **Obtain an ID and Password, Registering new company**
- **Reset a forgotten ID or Password**

The following guide is designed to help suppliers learn how to **register** a new company or supplier security administrator (SSA), **obtain** an ID for an existing company, **reset** a forgotten ID or password, and **access** the supplier portal.

Accessing Reydel Supplier Portal



- Visit Reydel Automotive's public website www.reydel.com and select Suppliers from the top menu



Company Commitment Innovation People Locations **Suppliers** Contact

Search



- Please click on the link **Reydel Automotive Supplier Portal** located in the paragraph Already a Reydel Automotive Supplier



Purchase Terms & Conditions

Please download here the Reydel Automotive Purchase Terms & Conditions: [Reydel Automotive Purchasing T&C](#)

Reydel Automotive Supplier Portal Access Guide

Please download here the Reydel Automotive Supplier Portal Access Guide: [Reydel Automotive Suppliers Portal Access Guide](#)

Login to Reydel Automotive Supplier Portal

You are already a Reydel Automotive supplier (previously Visteon Interiors) with valid long ID and password and you want to access the Reydel Automotive Supplier Portal. Please click here: [Reydel Automotive Supplier Portal](#)


Registration for Reydel Automotive Suppliers

You are already a Reydel Automotive Supplier and you want to register to get access to the Reydel Automotive Supplier Portal. To retrieve an ID, reset a password or register to access the Supplier Portal, please click here: [Reydel Automotive Supplier Portal](#)



Supplier Portal: Login process

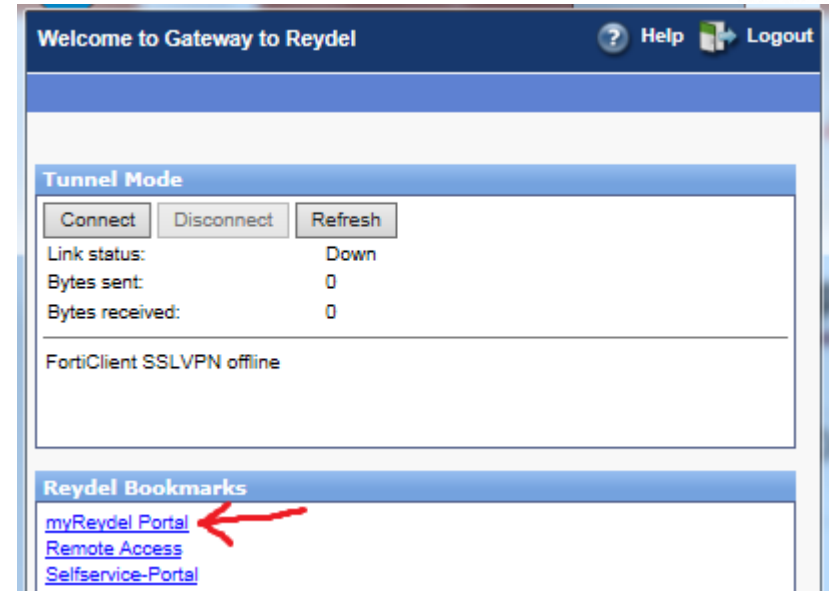
- Enter your ID and Password, click Login button



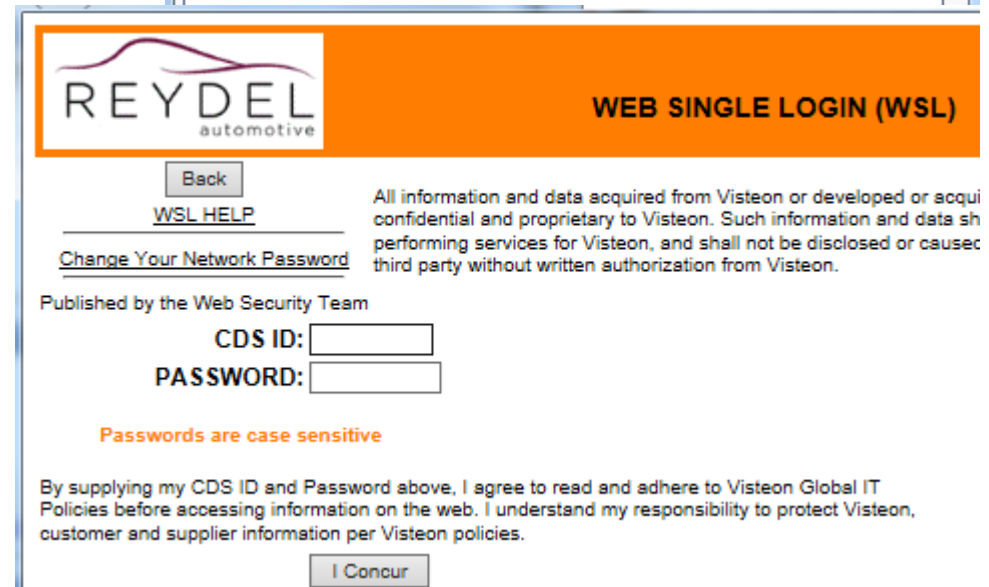
G2R - Reydel	
Name:	<input type="text"/>
Password:	<input type="password"/>
	<input type="button" value="Login"/>

Supplier Portal: Login process

- Once logged in, click on “MyReydel portal”




- New window will be open
- Re-enter your ID and Password and select “I Concur” button
- For security purposes, you will be prompted each 90 days to change your password



Supplier Portal: Login process

- You will see the Supplier Portal
- Once logged in the portal, use the menu on the left side to access documents and applications
- To log out, select the “Logout” door icon on the G2R web site window.



- In order to obtain a new ID, please send e-mail with following information to the Reydel SSA mailbox rspsecur@reydel.com
- Company name
- Is it new company or existing one that has already access
- If new company, you will be asked for more company details
- First name
- Last name
- Phone
- Email address

- With each new registration you must agree with the supplier terms and conditions published on the <http://www.reydel.com/suppliers/>

Reset forgotten ID or password



- In order to reset forgotten password, or enable forgotten or expired ID, please send e-mail with following information to the Reydel SSA mailbox rspsecur@reydel.com
- Company name
- Your Reydel ID you have trouble with
- First name
- Last name
- Phone
- Email address

